



# Indicador de Precio ESLO2B

**15**  
Pulgadas

[www.flesac.com](http://www.flesac.com)

940 410 799 - 974 631 114 @iluminacion.FL

## ¡Actualízate al LED!

Ya ha quedado en la historia el cambio de precios en acrílico o banner, esta nueva tecnología beneficiará el cambio rápido y efectivo de tus precios además de ser visualmente atractivo para atraer la atención de tus nuevos clientes sin generar costosas facturas por consumo gracias a los beneficios del LED.



Indice de Protección para polvo y agua.



Tipo de LED empleado.



Ángulo de difusión del LED.



Alimentación eléctrica.



### INFORMACIÓN TÉCNICA

Potencia WATT		Luminosidad (d/m <sup>2</sup> )		Eficiencia Luminica (Lm/w)	Altura Dígito	Cantidad de LEDs por Indicador
MAX	MIN	MAX	MIN			
30	2.14	7375	294	78	380 mm	769

Temperatura de funcionamiento -25°C/+60°C


Temperatura de almacenaje -25°C/+70°C

### DIMENSIONES



# INDICADOR DE PRECIO - ESL02B

- **Cable DC:** Es de 150 cm, con conector hembra de 4 pines.
- **Cable DATOS Control:** Es de 160 cm, con conector hembra de 7 pines.
- **Cable DATOS Pantalla:** Es de 77 cm, con conector hembra de 7 pines. (Stickers de punto blanco).



Cable DC




Cable DATOS Control



Cable DATOS Pantalla



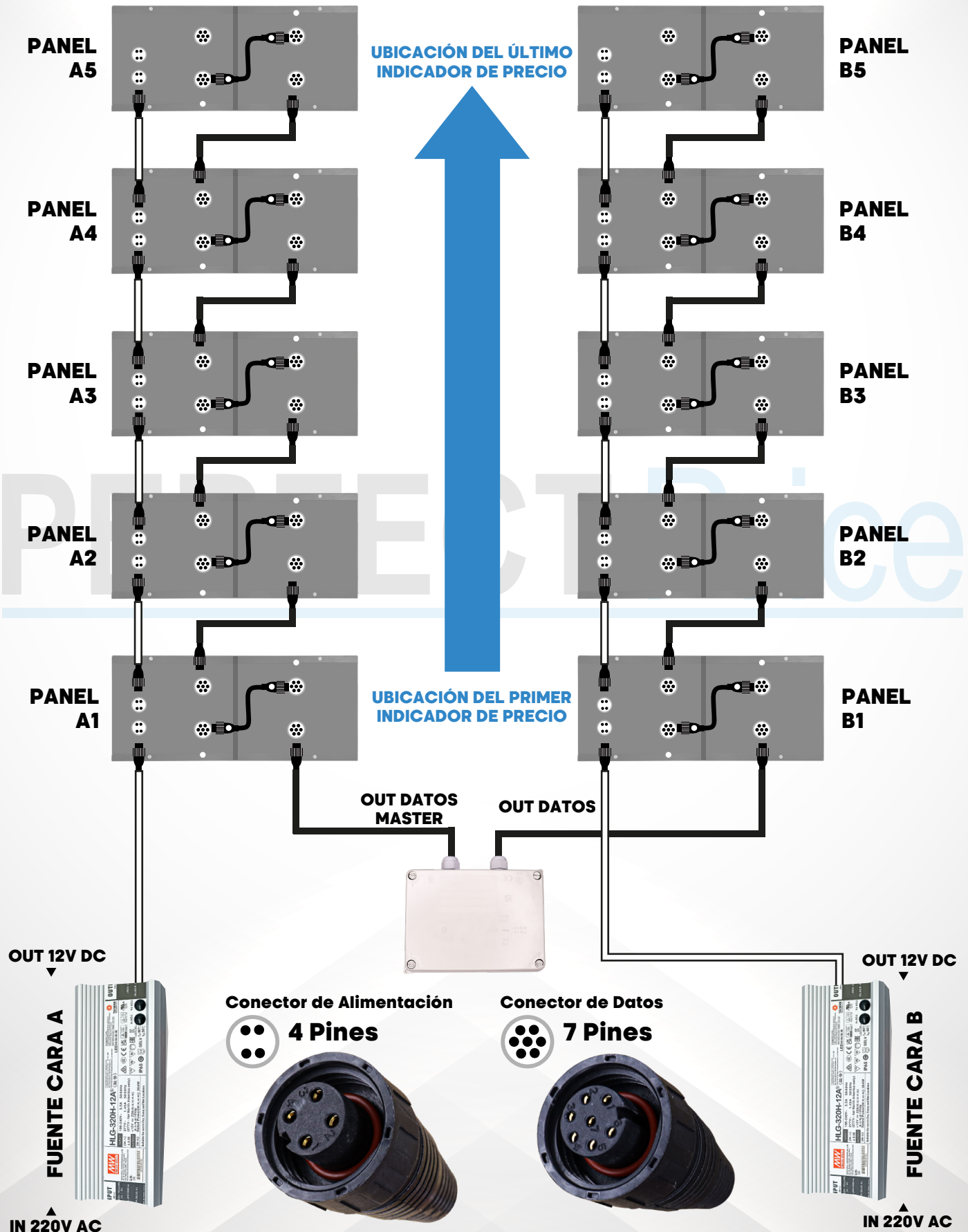
**IMPORTANTE:** Identificar cada uno de los cables descritos para respetar y realizar una correcta conexión entre los indicadores.



- 1) Conector IN DC (4 Pines)
- 2) Conector OUT DC (4 Pines)
- 3) Conector IN DATOS PANTALLA (7 Pines - Sticker Blanco)
- 4) Conector OUTPUT DATOS (7 Pines)
- 5) Conector OUT DATOS PANTALLA (7 Pines - Sticker Blanco)
- 6) Conector IN PUT CONTROL (7 Pines - Master)

# INDICADOR DE PRECIO - ESL02B

## TOTEM DE 5 PANELES - DOBLE CARA



# INDICADOR DE PRECIO - ESL02B

## CONTROL RECEPTOR RF

DISPOSITIVO PARA EL CAMBIO DE PRECIOS



<b>Capacidad</b>	4 Dígitos, 7 Indicadores 1 o 2 caras
<b>Dimensiones</b>	150 mm X 110 mm x 55 mm
<b>Material</b>	Policarbonato
<b>Grado de Protección</b>	IP65
<b>Voltage</b>	12 Vdc
<b>Corriente</b>	500 mA
<b>Temp. de Trabajo</b>	-40°C a +85°C (-40°F a +185°F)
<b>Temp. de Almacenamiento</b>	-40°C a +85°C (-40°F a +185°F)
<b>Puertos de Salida</b>	-----
<b>Puerto Lado 1 (MASTER/CARA A)</b>	Cable de 7 conductores con conectores sellados
<b>Puerto Lado 2 (ESCLAVO/CARA B)</b>	Cable de 7 conductores con conectores sellados
<b>Comunicación</b>	RF
<b>Banda de Frecuencia</b>	310 MHz
<b>Poder de Transmisión</b>	20 dBm (100mW)
<b>Rango de Alcance</b>	50 m

### Conector de Datos



**7 Pines**



## TABLET LENOVO TAB E7

DISPOSITIVO PARA EL CAMBIO DE PRECIOS



## PASOS PARA CONFIGURACIÓN

- 1) Encender los **INDICADORES DE PRECIO** previamente conectados correctamente.
- 2) Encender la Tablet.
- 3) Buscar en las redes Wi-Fi la red (**tótem Full Led**) e ingresar la contraseña **12345678** ó la contraseña personalizada previamente brindada.
- 4) Esperar que nos aparezca un mensaje (**CONEXIÓN SIN ACSESO A INTERNET**) y **PRESIONAR CONTINUAR O ACEPTAR**.

Si no se hace caso o selecciona **CANCELAR**, la red no se conectará debido a que esta **RED NO NECESITA DE CONEXIÓN A INTERNET**.

- 5) Abrir la aplicación **TOTEM FULL LED** en el menú de la Tablet y seleccionar **INGRESAR**.
- 6) Seleccionar el precio a editar e ingresar los nuevos números.

Tenga en cuenta si el precio es 15.49 solo ingresar 1549 o si el precio es 1.35 solo ingresar 135 (**NO USAR PUNTOS**) el punto ya está predeterminado.

# INDICADOR DE PRECIO - ESL02B

7) Seleccionar con un **CHECK✓** independientemente la opción **FLASH** ubicada en la parte **IZQUIERDA** de cada precio para hacer **PARPADEAR EL PRECIO SELECCIONADO**.


Seleccionar con un **CHECK✓** independientemente la opción **OFF** ubicada en la parte **DERECHA** de cada precio para **APAGAR EL PRECIO SELECCIONADO**.

8) Presionar el botón **ENVIAR** para visualizar los nuevos precios en nuestro tótem.

9) Apagar la Tablet y guardarla (**LA TABLET ES DE USO EXCLUSIVO PARA EL CAMBIO DE PRECIOS**).

**NOTA: EL PASO 3 Y 4 SOLO SE REALIZAN LA PRIMERA VEZ, LUEGO LA TABLET AL ENCENDER SE CONECTARÁ AUTOMATICAMENTE CON EL TOTEM.**

## APLICATIVO FULL-LED



Aplicativo instalado en la Tablet para el cambio de precios.

- Enlace de datos por vía Wi-Fi.
- Logo personalizado de la empresa (ejemplo en foto).
- Cambio de precios global y envío con un solo click.
- Opciones independientes o globales de FLASH (parpadeo).
- Opciones independientes o globales de OFF (apagado).
- Red y contraseña de enlace Wi-Fi personalizado o global para 1 o todos los controles.

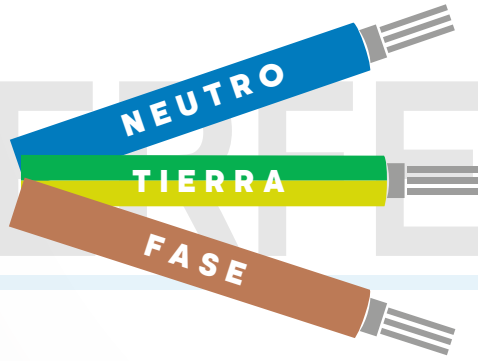
# INDICADOR DE PRECIO - ESL02B

## FUENTE HLG-320H-12A PARA USO EN EXTERIOR 12V - 264W

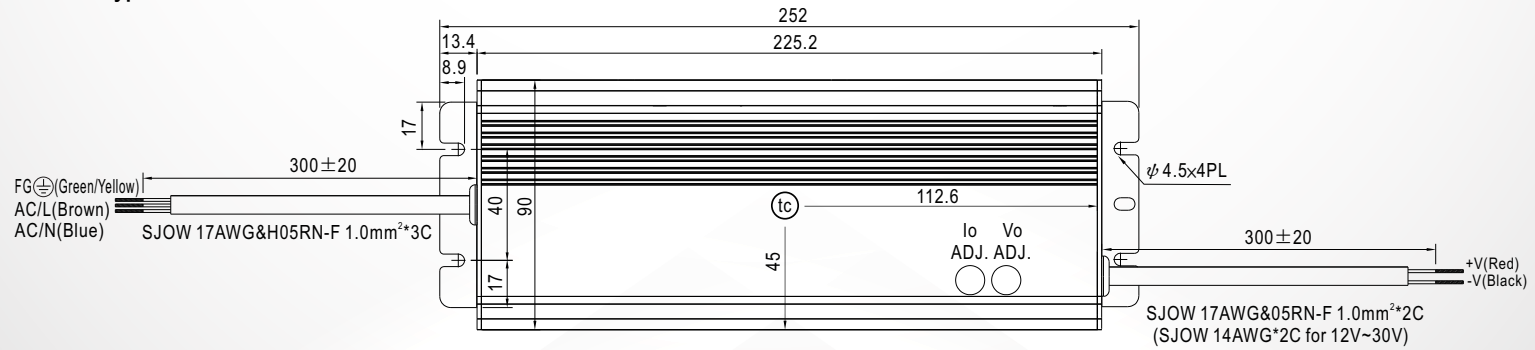


**7**  
AÑOS DE  
GARANTÍA

Conector de Alimentación



※A-Type




Dependiendo la instalación y la cantidad de indicadores LED varía el tipo de fuente en base a la potencia requerida en el proyecto cotizado.\*

# INDICADOR DE PRECIO - ESL02B



320W Constant Voltage + Constant Current LED Driver

**HLG-320H** series



## Features

- Constant Voltage + Constant Current mode output
- Metal housing with class I design
- Built-in active PFC function
- IP67 / IP65 rating for indoor or outdoor installations
- Function options: output adjustable via potentiometer; 3 in 1 dimming
- Typical lifetime > 62000 hours
- 7 years warranty

## Applications

- LED street lighting
- LED high-bay lighting
- Parking space lighting
- LED fishing lamp
- LED greenhouse lighting
- Type "HL" for use in Class I , Division 2 hazardous (Classified) location.

## GTIN CODE

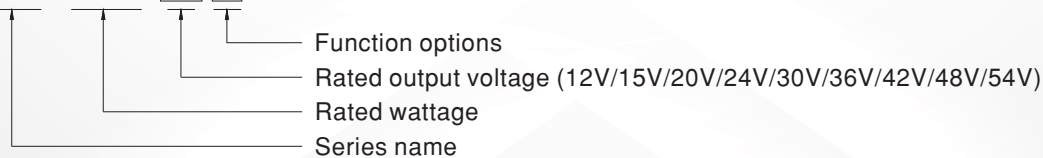
MW Search: <https://www.meanwell.com/serviceGTIN.aspx>

## Description

HLG-320H series is a 320W AC/DC LED driver featuring the dual mode constant voltage and constant current output. HLG-320H operates from 90 ~ 305VAC and offers models with different rated voltage ranging between 12V and 54V. Thanks to the high efficiency up to 94%, with the fanless design, the entire series is able to operate for -40°C ~ +90°C case temperature under free air convection. The design of metal housing and IP67/IP65 ingress protection level allows this series to fit both indoor and outdoor applications. HLG-320H is equipped with various function options, such as dimming methodologies, so as to provide the optimal design flexibility for LED lighting system.

## Model Encoding

**HLG - 320H - 15 A**



Type	IP Level	Function	Note
Blank	IP67	Io and Vo fixed	In Stock
A	IP65	Io and Vo adjustable through built-in potentiometer	In Stock
B	IP67	3 in 1 dimming function (1~10VDC, 10V PWM signal and resistance)	In Stock
AB	IP65	Io adjustable through built-in potentiometer & 3 in 1 dimming function (1~10Vdc, 10V PWM signal and resistance)	In Stock
C	-----	Terminal block for I/O connection. Output voltage and constant current level can be adjusted through internal potentiometer.	By request
D	IP67	Timer dimming function, contact MEAN WELL for details(safety pending).	By request

File Name:HLG-320H-SPEC 2022-02-18

# INDICADOR DE PRECIO - ESL02B



320W Constant Voltage + Constant Current LED Driver

**HLG-320H series**

## SPECIFICATION

MODEL	HLG-320H-12	HLG-320H-15	HLG-320H-20	HLG-320H-24	HLG-320H-30	HLG-320H-36	HLG-320H-42	HLG-320H-48	HLG-320H-54		
OUTPUT	DC VOLTAGE	12V	15V	20V	24V	30V	36V	42V	48V	54V	
	CONSTANT CURRENT REGION <small>Note.4</small>	6 ~ 12V	7.5 ~ 15V	10 ~ 20V	12 ~ 24V	15 ~ 30V	18 ~ 36V	21 ~ 42V	24 ~ 48V	27 ~ 54V	
	RATED CURRENT	22A	19A	15A	13.34A	10.7A	8.9A	7.65A	6.7A	5.95A	
	RATED POWER	264W	285W	300W	320.16W	321W	320.4W	321.3W	321.6W	321.3W	
	RIPPLE & NOISE (max.) <small>Note.2</small>	150mVp-p	150mVp-p	150mVp-p	150mVp-p	200mVp-p	250mVp-p	250mVp-p	250mVp-p	350mVp-p	
	VOLTAGE ADJ. RANGE	Adjustable for A/C-Type only (via built-in potentiometer) 10.8 ~ 13.5V   13.5 ~ 17V   17 ~ 22V   21 ~ 26V   26 ~ 32V   32 ~ 39V   38 ~ 45V   43 ~ 52V   49 ~ 58V									
	CURRENT ADJ. RANGE	Adjustable for A/AB/C-Type only (via built-in potentiometer) 11 ~ 22A   9.5 ~ 19A   7.5 ~ 15A   6.67 ~ 13.34A   5.35 ~ 10.7A   4.45 ~ 8.9A   3.8 ~ 7.65A   3.35 ~ 6.7A   2.97 ~ 5.95A									
	VOLTAGE TOLERANCE <small>Note.3</small>	± 3.0%	± 2.0%	± 1.5%	± 1.0%	± 1.0%	± 1.0%	± 1.0%	± 1.0%	± 1.0%	
	LINE REGULATION	± 0.5%	± 0.5%	± 0.5%	± 0.5%	± 0.5%	± 0.5%	± 0.5%	± 0.5%	± 0.5%	
	LOAD REGULATION	± 2.0%	± 1.5%	± 1.0%	± 0.5%	± 0.5%	± 0.5%	± 0.5%	± 0.5%	± 0.5%	
SETUP, RISE TIME <small>Note.6</small>	2500ms, 80ms/115VAC   500ms, 80ms/230VAC										
HOLD UP TIME (Typ.)	15ms / 115VAC, 230VAC										
INPUT	VOLTAGE RANGE <small>Note.5</small>	90 ~ 305VAC   127 ~ 431VDC (Please refer to "STATIC CHARACTERISTIC" section)									
	FREQUENCY RANGE	47 ~ 63Hz									
	POWER FACTOR (Typ.)	PF ≥ 0.98/115VAC, PF ≥ 0.95/230VAC, PF ≥ 0.94/277VAC @ full load (Please refer to "POWER FACTOR (PF) CHARACTERISTIC" section)									
	TOTAL HARMONIC DISTORTION	THD < 20% (@ load ≥ 50% / 115VAC, 230VAC; @ load ≥ 75% / 277VAC) (Please refer to "TOTAL HARMONIC DISTORTION (THD)" section)									
	EFFICIENCY (Typ.) (230Vac)	91%	92.5%	93.5%	94%	94%	94.5%	95%	95%	95%	
	EFFICIENCY (Typ.) (277Vac)	91.5%	93%	94%	94.5%	94.5%	95%	95%	95%	95%	
	AC CURRENT (Typ.)	3.5A / 115VAC			1.65A / 230VAC			1.45A / 277VAC			
	INRUSH CURRENT(Typ.)	COLD START 70A(t <sub>width</sub> =1010μs measured at 50% I <sub>peak</sub> ) at 230VAC; Per NEMA 410									
	MAX. No. of PSUs on 16A CIRCUIT BREAKER	1 unit (circuit breaker of type B) / 2 units (circuit breaker of type C) at 230VAC									
	LEAKAGE CURRENT	< 0.75mA / 277VAC									
PROTECTION	OVER CURRENT <small>Note.4</small>	95 ~ 108% Constant current limiting, recovers automatically after fault condition is removed									
	SHORT CIRCUIT	Hiccup mode, recovers automatically after fault condition is removed									
	OVER VOLTAGE	14 ~ 17V	17.5 ~ 21V	22.5 ~ 27V	27 ~ 33V	33 ~ 37V	40 ~ 46V	46.5 ~ 53V	53.5 ~ 60V	59 ~ 65V	
	OVER TEMPERATURE	Shut down and latch off o/p voltage, re-power on to recover									
ENVIRONMENT	WORKING TEMP.	T <sub>case</sub> = -40 ~ +90°C (Please refer to "OUTPUT LOAD vs TEMPERATURE" section)									
	MAX. CASE TEMP.	T <sub>case</sub> = +90°C									
	WORKING HUMIDITY	20 ~ 95% RH non-condensing									
	STORAGE TEMP., HUMIDITY	-40 ~ +80°C, 10 ~ 95% RH									
	TEMP. COEFFICIENT	± 0.03%/°C (0 ~ 50°C)									
SAFETY & EMC	VIBRATION	10 ~ 500Hz, 5G 12min./1cycle, period for 72min. each along X, Y, Z axes									
	SAFETY STANDARDS	UL8750(type"HL"), CSA C22.2 No. 250.0-08; BS EN/EN/AS/NZS 61347-1, BS EN/EN/AS/NZS 61347-2-13 independent; GB19510.1, GB19510.14; IP65 or IP67 (except for HLG-320H C-type); J61347-1, J61347-2-13 (except for B, AB, C and D-type), EAC TP TC 004; KC61347-1, KC61347-2-13(except for AB, C-type) approved									
	WITHSTAND VOLTAGE	I/P-O/P: 3.75KVAC   I/P-FG: 2KVAC   O/P-FG: 1.5KVAC									
	ISOLATION RESISTANCE	I/P-O/P, I/P-FG, O/P-FG: 100M Ohms / 500VDC / 25°C / 70% RH									
	EMC EMISSION	Compliance to BS EN/EN55015, BS EN/EN55032 (CISPR32) Class B, BS EN/EN61000-3-2 Class C (@ load ≥ 50%) ; BS EN/EN61000-3-3, GB17743 and GB17625.1, EAC TP TC 020									
OTHERS	EMC IMMUNITY	Compliance to BS EN/EN61000-4-2, 3, 4, 5, 6, 8, 11, BS EN/EN61547, BS EN/EN55024, light industry level (surge immunity Line-Earth 4KV, Line-Line 2KV), EAC TP TC 020									
	MTBF	1702.2K hrs min. Telcordia SR-332 (Bellcore) ; 157.2K hrs min. MIL-HDBK-217F (25°C)									
	DIMENSION	252*90*43.8mm (L*W*H)									
NOTE	PACKING	1.88Kg; 8pcs/16Kg/0.92CUFT									
		<ol style="list-style-type: none"> <li>All parameters NOT specially mentioned are measured at 230VAC input, rated current and 25°C of ambient temperature.</li> <li>Ripple &amp; noise are measured at 20MHz of bandwidth by using a 12" twisted pair-wire terminated with a 0.1uf &amp; 47uf parallel capacitor.</li> <li>Tolerance : includes set up tolerance, line regulation and load regulation.</li> <li>Please refer to "DRIVING METHODS OF LED MODULE".</li> <li>De-rating may be needed under low input voltages. Please refer to "STATIC CHARACTERISTIC" sections for details.</li> <li>Length of set up time is measured at first cold start. Turning ON/OFF the driver may lead to increase of the set up time.</li> <li>The driver is considered as a component that will be operated in combination with final equipment. Since EMC performance will be affected by the complete installation, the final equipment manufacturers must re-qualify EMC Directive on the complete installation again.</li> <li>To fulfill requirements of the latest ErP regulation for lighting fixtures, this LED driver can only be used behind a switch without permanently connected to the mains.</li> <li>This series meets the typical life expectancy of &gt;62,000 hours of operation when T<sub>case</sub>, particularly (T<sub>c</sub>) point (or TMP, per DLC), is about 75°C or less.</li> <li>Please refer to the warranty statement on MEAN WELL's website at <a href="http://www.meanwell.com">http://www.meanwell.com</a>.</li> <li>The ambient temperature derating of 3.5°C/1000m with fanless models and of 5°C/1000m with fan models for operating altitude higher than 2000m(6500ft).</li> <li>For any application note and IP water proof function installation caution, please refer our user manual before using. <a href="https://www.meanwell.com/Upload/PDF/LED_EN.pdf">https://www.meanwell.com/Upload/PDF/LED_EN.pdf</a></li> </ol>									
	※ Product Liability Disclaimer : For detailed information, please refer to <a href="https://www.meanwell.com/serviceDisclaimer.aspx">https://www.meanwell.com/serviceDisclaimer.aspx</a>										

File Name:HLG-320H-SPEC 2022-02-18



www.flesac.com



940 410 799 - 974 631 114



@iluminacion.FL